

⚡ Specifications

Nominal Voltage(V)

12V

Nominal Power

15 mins rate: 35W/cell to 1.60V/cell

Nominal Capacity

5 hour rate	(1.445A to 10.20V)	7.225Ah
1C	(8.5A to 9.60V)	5.28Ah
3C	(25.5A to 9.60V)	3.4Ah

Weight

Approx. 2.7kg(5.94Lbs.)

Internal Resistance (at 1KHz)

Approx. 14 mΩ

Maximum Discharge Current for

5 seconds: 127.5A

Charging Methods at 25°C(77°F)

Cycle use:	
Charging Voltage	14.4 to 15.0V
Coefficient -5.0mV/°C/cell	
Maximum Charging Current :	2.55A
Standby use:	
Float Charging Voltage	13.5 to 13.8V
Coefficient -3.0mV/°C/cell	

Operating Temperature Range

Charge	-15°C(5°F)	to	40°C(104°F)
Discharge	-15°C(5°F)	to	50°C(122°F)
Storage	-15°C(5°F)	to	40°C(104°F)

Charge Retention (shelf life) at 20°C(68°F)

1 month	92%
3 month	90%
6 month	80%

Case Material

ABS UL94 HB
Option: Flammability resistance of (UL94 V-0)

Design Life & Standard

Expected Trickle Design Life: 6-9 years at 20°C according to Eurobat.

Terminal

F2 (Faston Tab 250)

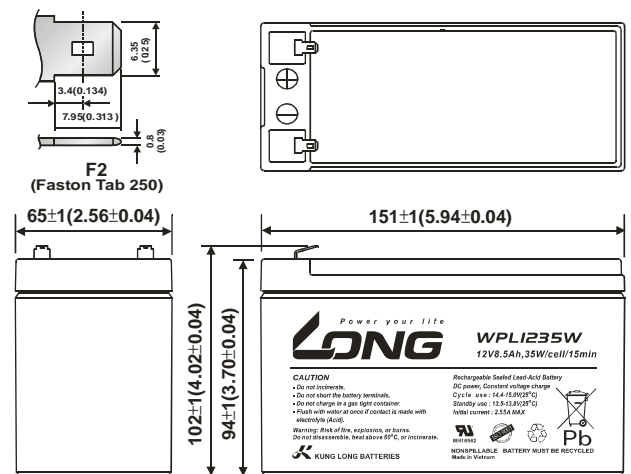


⚡ Dimensions

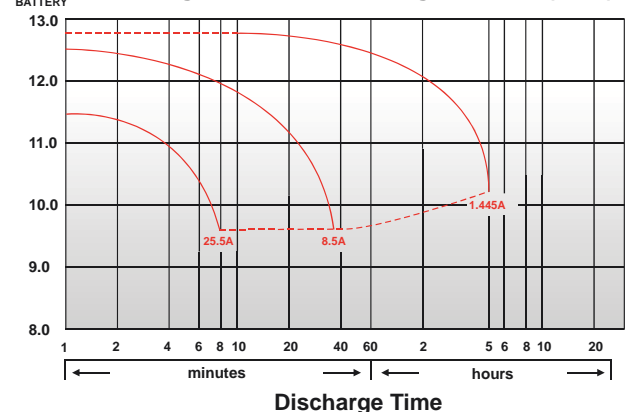
Length (L)	151±1 (5.94±0.04)
Width (W)	65±1 (2.56±0.04)
Height (H)	94±1 (3.70±0.04)
Overall Height (HT)	102±1 (4.02±0.04)

Description of torque value of hard ware for the terminals:

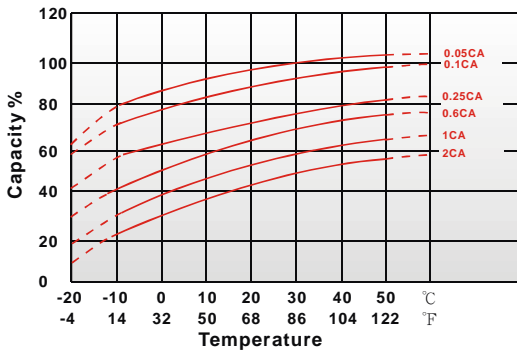
mm(inch)



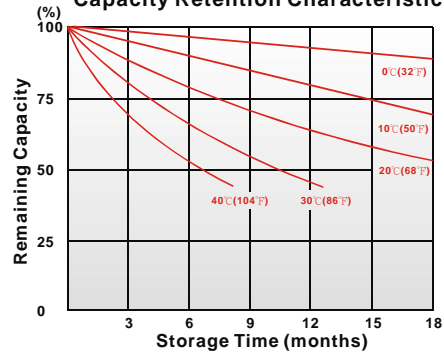
(V) FOR 12V BATTERY Discharge Time VS. Discharge Current (25°C)



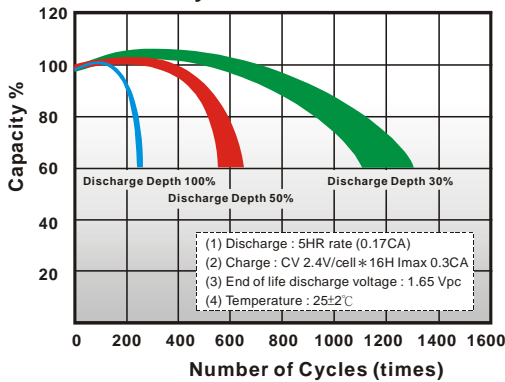
Effect of Temperature on Capacity 25°C (77°F)



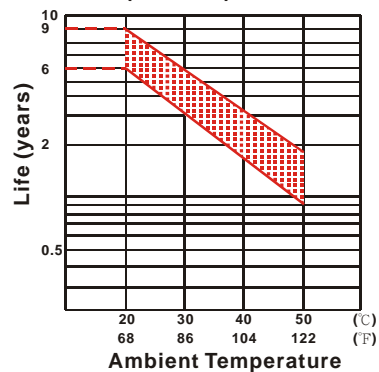
Capacity Retention Characteristic



Cycle Service Life



Trickle (or float) Service Life



- PERFORMANCE DATA

Discharge Rates in Watts to Various End Voltages at 25°C (77°F)

End Voltage		1.85V	1.80V	1.75V	1.70V	1.65V	1.60V
Time							
5	min	55.8	59.7	64.1	67.1	70.4	73.8
10	min	35.8	38.3	41.1	43.1	45.2	47.3
15	min	27.4	28.7	30.3	31.7	33.1	34.5
30	min	15.7	16.4	17.3	18.2	19.0	19.8
60	min	9.76	10.1	10.3	10.4	10.5	10.7
120	min	5.15	5.32	5.44	5.50	5.56	5.67
180	min	4.15	4.29	4.38	4.43	4.48	4.57
240	min	3.33	3.44	3.52	3.56	3.60	3.65
300	min	2.83	2.93	2.99	3.02	3.05	3.06
600	min	1.59	1.64	1.68	1.69	1.70	1.71
1200	min	0.836	0.865	0.884	0.893	0.903	0.910

- Discharge Rates in Amperes to Various End Voltages at 25°C (77°F)

End Voltage		1.85V	1.80V	1.75V	1.70V	1.65V	1.60V
Time							
5	min	29.9	32.0	34.3	36.0	37.7	39.5
10	min	18.7	20.0	21.5	22.5	23.6	24.7
15	min	14.0	14.6	15.5	16.2	16.9	17.6
30	min	7.92	8.28	8.75	9.16	9.57	9.98
60	min	4.90	5.07	5.18	5.24	5.27	5.29
120	min	2.57	2.66	2.72	2.75	2.77	2.78
180	min	2.06	2.13	2.18	2.21	2.22	2.23
240	min	1.65	1.71	1.75	1.76	1.77	1.78
300	min	1.40	1.45	1.48	1.50	1.51	1.52
600	min	0.784	0.811	0.829	0.838	0.842	0.847
1200	min	0.413	0.427	0.436	0.441	0.443	0.446

All data on the spec. sheet is an average value:

The tolerance range : X < 6min (+15%~-15%), 6min ≤ X < 10min (+12%~-12%), 10min ≤ X < 60min (+8%~-8%), X ≥ 60min (+5%~-5%)